

# Naviance for Parents

presented by the BHS Counseling and Advising Department

# Objectives

As a result of today's workshop you will...

- Learn how your student has utilized Naviance thus far
- Understand what features of Naviance your student will be using in the future
- Be able to assist your student with their post-secondary planning by using Naviance

# Parent Login

- Log onto [bhs.bps101.net](https://bhs.bps101.net)
- Scroll over the “Parents” link at the top of the page – click on “Naviance”
- You will be on the Naviance Family Connection page
- YOU NEED TO REQUEST A LOGIN
  - email your student’s counselor for a registration code
- Once you have registered, you will create a permanent **username** and **password**
- Can link previous student accounts!

# Features of Naviance

- High school course planning
- Career exploration
- College planning
- Resume building
- Creating a game plan
- Requesting letters of recommendation
- Requesting transcripts for college
- Researching colleges
- Searching for scholarships
- Sign up for college rep visits
- Journal college visits
- View standardized test scores
- Helpful links

# Freshmen

- In the fall, there is a mandatory “Freshman 101” presentation during late start. Topics include: course planning, GPA, academic rigor, extra curricular activities, academic support, social emotional support, dual credit courses, and sophomore registration.
  - Naviance Pre survey and Post survey.
- In the Fall and Spring we facilitate a “Course Planning” presentation during all Freshman English classes. Students will complete their four-year course plan using Naviance. Freshmen will use this tool to align their classes at the high school with their post-secondary goals.

# Sophomores

- Fall Sophomore Presentation - Naviance Pre and Post Surveys
  - Presentation given during Late Starts in the Fall. Focus of presentation includes the following: goal setting for sophomore year, college majors to career connections, introduction to college applications and what colleges will be looking for, junior year course selection and postsecondary options.
- Sophomore Career/Course Planning Workshop offered in sophomore English Classes.
  - Students complete Career Profiler, Cluster Finder and a Course Plan in Naviance.

# College Planning Tools

- College Research
- SuperMatch, college match, college compare, college lookup, college search, college resources, college maps, scattergrams, acceptance history
- Pin and keep track of colleges of interest
- Document applications to colleges and status of acceptance
- Journal college visit experiences
- Sign up for college visits at BHS

# College Search

On the main page, click on the “Colleges” and then on “SuperMatch” found under college research.

The screenshot shows a web browser with multiple tabs open. The active tab is 'Colleges' with the URL <https://connection.naviance.com/family-connection/colleges/>. The navigation bar includes links for 'colleges' (circled in red), 'careers', 'about me', and 'my planner'. Below the navigation bar, the 'my colleges' section is visible, with links for 'colleges I'm thinking about' and 'colleges I'm applying to'. To the right, there is a section for 'Upcoming college visits' listing dates and university details. Below this, the 'college research' section is shown, with the link 'SuperMatch™ college search' circled in red. Other links in this section include 'college match', 'college compare', 'college lookup', 'college resources', 'college maps', 'scattergrams', and 'acceptance history'.

Pages:  Go

OPTIONS >>

### my colleges

- > [colleges I'm thinking about](#)
- > [colleges I'm applying to](#)

#### Upcoming college visits

- 11/04/15 Benedictine University [details »](#)
- 11/04/15 DePaul University [details »](#)
- 11/04/15 Drake University [details »](#)

[view all upcoming college visits](#)

### college research

- > [SuperMatch™ college search](#)
- > [college match](#)
- > [college compare](#)
- > [college lookup](#)
- > [college resources](#)
- > [college maps](#)
- > [scattergrams](#)
- > [acceptance history](#)

# SuperMatch

connection.naviance.com/family-connection/colleges/supermatch

family connection

home courses colleges careers about me my planner

## College Search (4,627 schools available) a SuperMatch™ search

**MY SEARCH OPTIONS**  
Start Over Save My Searches

**FIND & PIN A SCHOOL BY NAME**  
Enter name of school

**FIND YOUR BEST FIT**

- Location
- Majors
- My Scores
- Tuition and Fees
- Ethnicity
- School Type
- School Size
- On Campus Housing
- Campus Setting
- Public or Private
- Gender Mix
- Historically Black
- Getting In
- Graduation Rate
- Organizations
- Special Services

**IT'S YOUR FUTURE**  
(we're just your ride)

**GET MATCHED**  
Use over 20 search criteria to find the schools that are the best match for you and find out why.

**PIN YOUR FAVORITE**  
Keep an eye on the schools you're interested in by pinning them to the top of your list.

**COMPARE**  
See how your pinned schools stack up to each other on the factors that matter to you most with SuperMatch's Compare View.

**SAVE**  
With a few simple steps, you can save your progress and come back to your search later.

# SuperMatch

Click the heart to “favorite” the schools you are thinking about. This will add the college to your “Colleges I’m Thinking About” list

The screenshot displays a user interface for SuperMatch. At the top, a dark blue header contains the text "family connection". Below this, a card for the University of Illinois at Urbana-Champaign is shown. The card features the university's logo on the left and text on the right: "University of Illinois at Urbana-Champaign", "Champaign", "Champaign, IL, US", and the website "illinois.edu". A heart icon is positioned next to the word "Champaign". A dark grey tooltip box is overlaid on the card, containing the text: "Click this heart to add a school to your list of 'Colleges I'm thinking about', or to remove it again. Then you can easily access this school anytime from your colleges I'm thinking about page." At the bottom of the card, there are two tabs: "Overview" (which is active and highlighted with a red bar) and "Studies".

# College Search

In the “colleges I’m thinking about” section, you can see application deadlines, get direct access to the college’s website, and see analysis of past applicants

## colleges I'm applying to

### Common App Account Matching - Complete

Your Common App account was successfully matched.

• FERPA Status: Waived

[+ add to this list](#) | [request transcripts](#) | [view detailed status](#) | [compare me](#)

Actions												
College	Type	How are you applying?	Submissions	Expected Difficulty*	Deadline†	Transcript	Office Status	My App.	Results	Edit	Manage Communication	Graph WWW
<input type="checkbox"/> <a href="#">U of IL Urbana-Champaign</a>	EA	Direct to institution		N/A	Nov 01, 2016	no request	Initial materials submitted	app submitted	Unknown			
<input type="checkbox"/> <a href="#">Iowa State U</a>	EA	Direct to institution		N/A	-	sent	Initial materials submitted	app submitted	Accepted			
<input type="checkbox"/> <a href="#">U of Minnesota Twin Cities</a>	EA	Direct to institution		N/A	-	sent	Initial materials submitted	app submitted	Accepted			
<input type="checkbox"/> <a href="#">U of Oklahoma</a>	EA	<a href="#">Common App</a>		N/A	-	no request	Initial materials submitted	app submitted	Unknown			
<input type="checkbox"/> <a href="#">Purdue Univ</a>	EA	<a href="#">Common App</a>		N/A	-	no request	Initial materials submitted	app submitted	Unknown			

# College Search

If you click on the name of the school, you can see information how your scores compare to the average student accepted.

How you compare with **other students from your high school** who have been accepted to University of Illinois at Urbana-Champaign

We've compared the scores of all the students who have been accepted from Batavia High School with your scores.



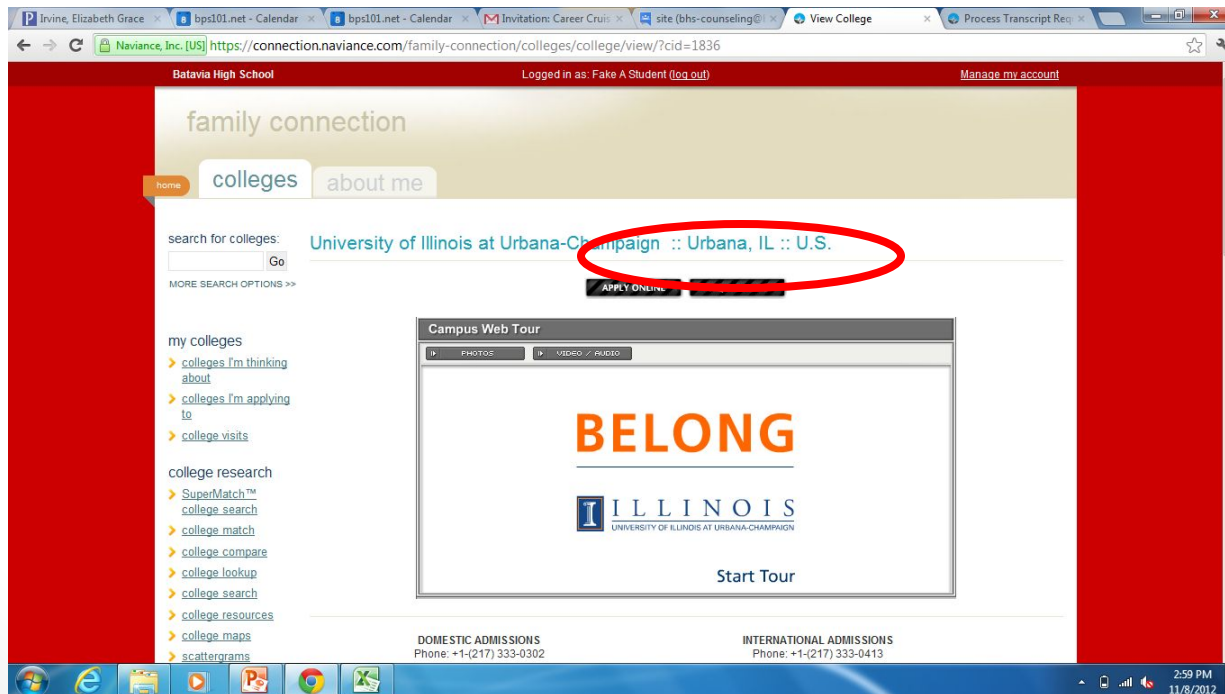
# Analysis of past applicants (U of I)

If you click on “GRAPH” you can see an analysis of past Batavia applicants.



# Colleges I'm applying to

- After reviewing list of “Colleges I’m Thinking About”, you can move them to “Colleges I’m Applying To”
- When you click on the name of the school, there is a direct link to “Apply Online” and “Request Info.” Note: Most colleges begin accepting applications Sept. 1



# Requesting transcripts

Once a student adds schools to their “colleges I’m applying to” list:

- Click request transcripts. We cannot send transcripts for seniors until Sept. 1 per NACAC guidelines
- We will send them within 2 weeks of receiving request

The screenshot shows a web application interface for college planning. At the top, there's a navigation bar with links: home, courses, colleges (active), careers, about me, and my planner. Below this is a search bar for colleges with a 'Go' button and a link to 'MORE SEARCH OPTIONS >>'. The main content area is titled 'colleges I'm applying to' and features a light blue box with the message 'Common App Account Matching - Complete' and 'Your Common App account was successfully matched.' Below this, it says 'FERPA Status: Waived'. A red circle highlights the 'request transcripts' link in the row of actions: '+ add to this list', 'request transcripts', 'view detailed status', and 'compare me'. At the bottom, there's a table with columns for College, Type, How are you applying?, Submissions, Expected Difficulty, Deadline, Transcript, Office Status, My App., Results, Edit, Manage Communication, Graph, and WWW. The 'request transcripts' link is circled in red.

family connection

home courses colleges careers about me my planner

search for colleges:

Go

MORE SEARCH OPTIONS >>

my colleges

- > colleges I'm thinking about
- > colleges I'm applying to
- > college visits

college research

colleges I'm applying to

Common App Account Matching - Complete

Your Common App account was successfully matched.

• FERPA Status: Waived

+ add to this list request transcripts view detailed status compare me

College	Type	How are you applying?	Submissions	Expected Difficulty*	Deadline†	Transcript	Office Status	My App.	Results	Edit	Manage Communication	Graph	WWW
---------	------	-----------------------	-------------	----------------------	-----------	------------	---------------	---------	---------	------	----------------------	-------	-----

# Requesting recommendation letters

For privacy purposes, only students are permitted to enter requests for letters of recommendation

Teacher	Status	Your Note
Deanna Andriano	CANCELLED	N/A
Joseph Cranston	CANCELLED	N/A
Joseph Cranston	CANCELLED	N/A
Marnie Heim	CANCELLED	N/A
Brad Newkirk	CANCELLED	You are great. Deadline Sept 3rd.
Fake Teacher	Completed	Thanks!

\* Difficulty of admission specifically for you as estimated by your counselor

† College information is provided by the colleges themselves. Costs, dates, policies, and programs are subject to change, so please confirm admission personnel.



# Sign up for college visits

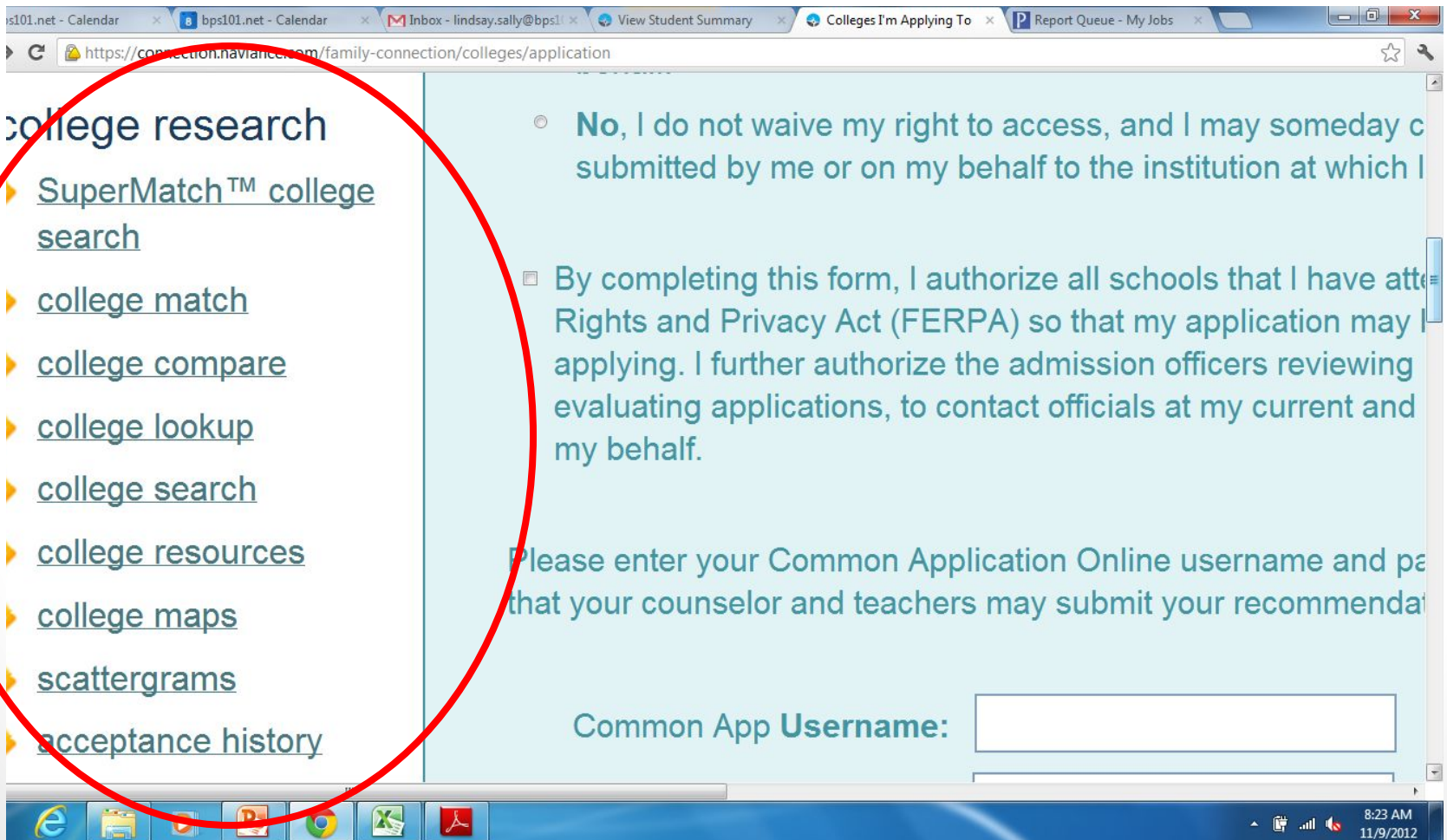
- Click the “colleges” tab at the top of the page, on the right will be “Upcoming college visits”, click “view all upcoming visits”.
- Learn more information or click “sign up” and you can sign up through Naviance.

## Search for Scholarships

- In “Colleges” tab – scroll down to “Scholarship list”

# Other Helpful College Links

Direct links within the “Colleges” tab for college research



The screenshot shows a web browser window with several tabs open: 'bps101.net - Calendar', 'Inbox - lindsay.sally@bps101.net', 'View Student Summary', 'Colleges I'm Applying To', and 'Report Queue - My Jobs'. The active tab is 'Colleges I'm Applying To', displaying the URL 'https://connection.naviance.com/family-connection/colleges/application'. On the left side of the page, there is a sidebar with the heading 'college research' and a list of links: 'SuperMatch™ college search', 'college match', 'college compare', 'college lookup', 'college search', 'college resources', 'college maps', 'scattergrams', and 'acceptance history'. This entire sidebar is circled in red. The main content area on the right contains a list of terms and conditions, including a statement about waiving rights to access and a statement authorizing schools to contact officials. Below this, there is a prompt to enter a Common Application Online username and password, and a text input field labeled 'Common App Username:'. The Windows taskbar at the bottom shows the date and time as 8:23 AM on 11/9/2012.

college research

- ▶ [SuperMatch™ college search](#)
- ▶ [college match](#)
- ▶ [college compare](#)
- ▶ [college lookup](#)
- ▶ [college search](#)
- ▶ [college resources](#)
- ▶ [college maps](#)
- ▶ [scattergrams](#)
- ▶ [acceptance history](#)

○ No, I do not waive my right to access, and I may someday c submitted by me or on my behalf to the institution at which I

□ By completing this form, I authorize all schools that I have att Rights and Privacy Act (FERPA) so that my application may I applying. I further authorize the admission officers reviewing evaluating applications, to contact officials at my current and my behalf.

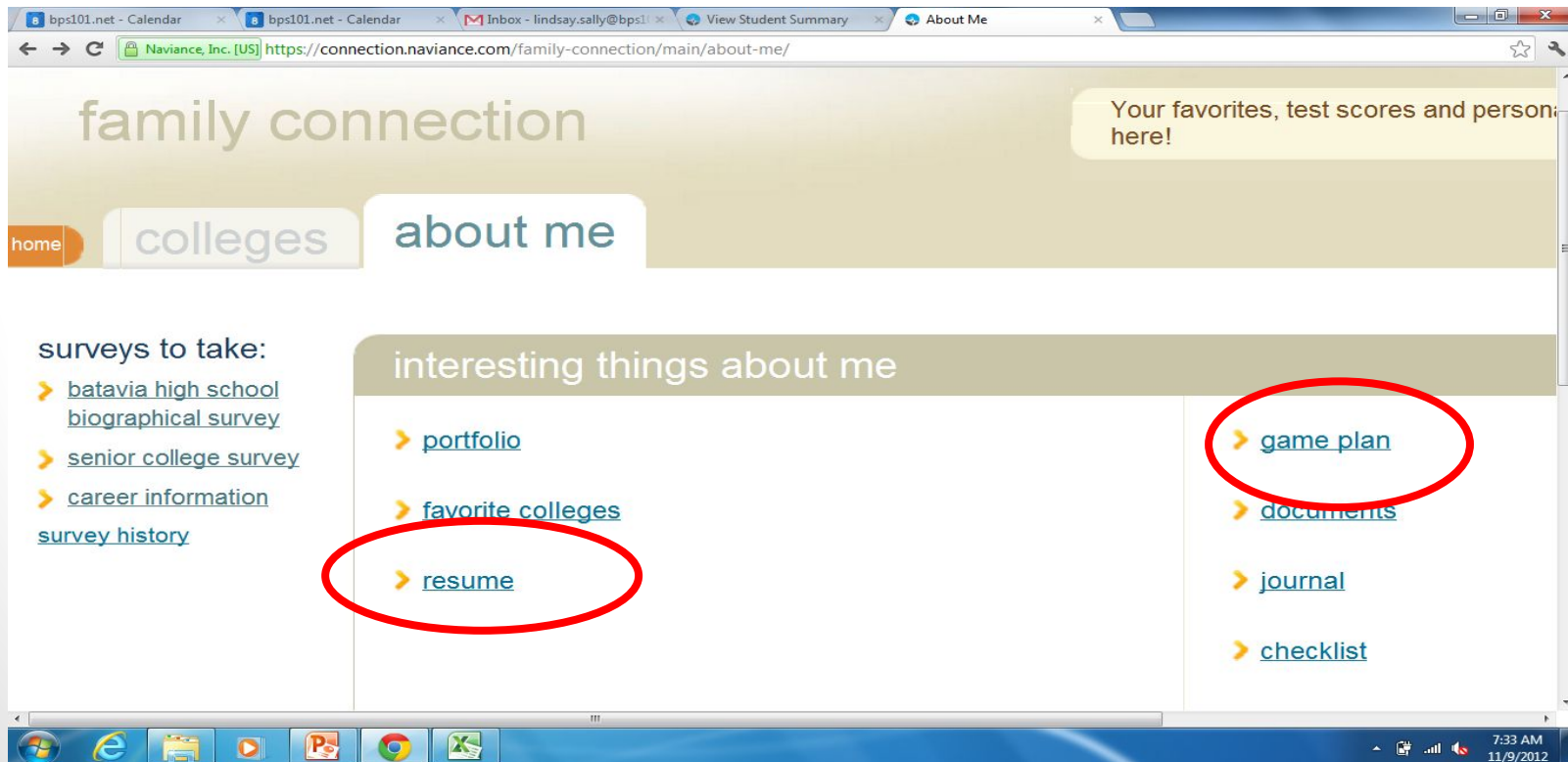
Please enter your Common Application Online username and pa that your counselor and teachers may submit your recommenda

Common App Username:

8:23 AM  
11/9/2012

# About Me

- The “About Me” tab allows students to create and upload their resume.
  - Teachers and counselors will need this in order to write letters of recommendation.
- Students can also add their game plan that will let teachers know future goals/majors/careers.



# Commonly Used Links

## pages














- [how to use naviance](#)
- [applying procedures](#)
- [using the common app](#)
- [transcript request](#)
- [letters of rec.](#)
- [ncaa clearinghouse](#)
- [scholarship links](#)

[more since last visit](#)

## Mid year message

Welcome to Family Connection

## links

- [powerschool](#) 
- [loan consolidation](#) 
- [bhs advising page](#) 
- [college scorecard](#) 
- [act- request scores](#) 
- [common application](#) 
- [fafsa](#) 
- [college zone](#) 
- [ncaa clearinghouse](#) 
- [college board- sat](#) 
- [career cruising](#) 
- [fast web](#) 
- [thurgoodmarshallfund](#) 

## Important Notices:

- Naviance transcript requests are for **college** need a transcript for a scholarship please re process by going to the "transcript request" under the "pages" heading on your Naviance or check the Senior Newsletter you received the school year. Any scholarship transcript r Naviance will **not be honored** and deleted. your counselor with any questions.

- **You may now request mid-year transcript schools including schools using the Common Application. Be sure to select "mid-year" have already sent a transcript to the college.**

- Please remember to send your ACT scores [www.actstudent.org](http://www.actstudent.org) and/or SAT scores from

# Communication

- Naviance allows us to share information with you and your student about upcoming meetings and events, local scholarship opportunities, and other Web resources for college and career information.
- Naviance and Batavia High School are committed to protecting your privacy, we will not share personal information without your consent. Personal information will not be shared with any companies or groups.